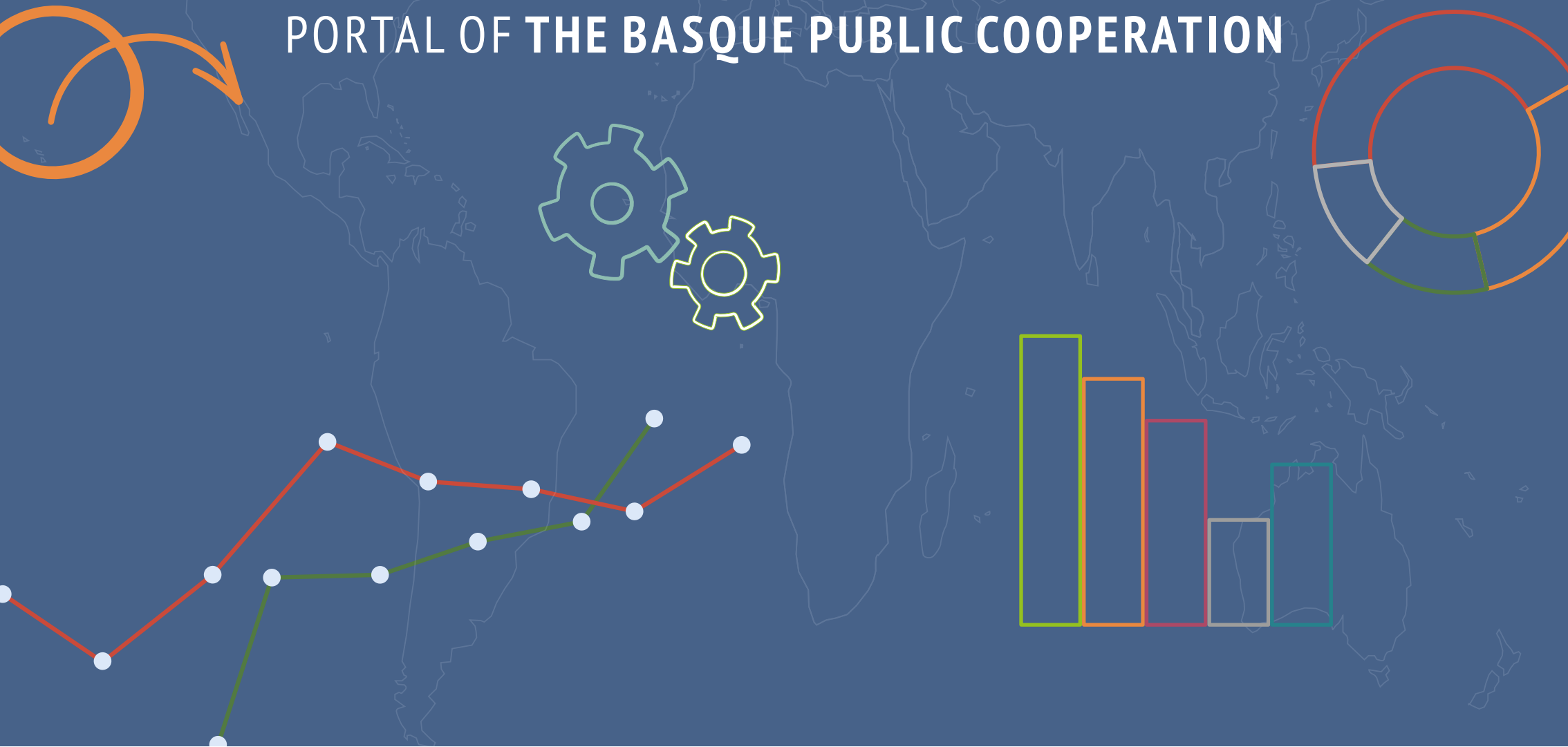


Basque development cooperation in figures 2021

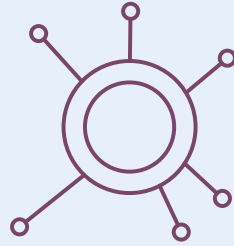
PORTAL OF THE BASQUE PUBLIC COOPERATION



Global data 2021




66 countries
in which initiatives
are carried out



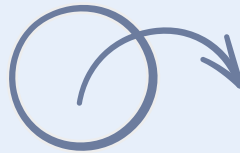
212
channelling entities
(most of which are in the
Basque Country)



322
local partner entities
involved



1,121
active projects



of wich
578
were started in 2021



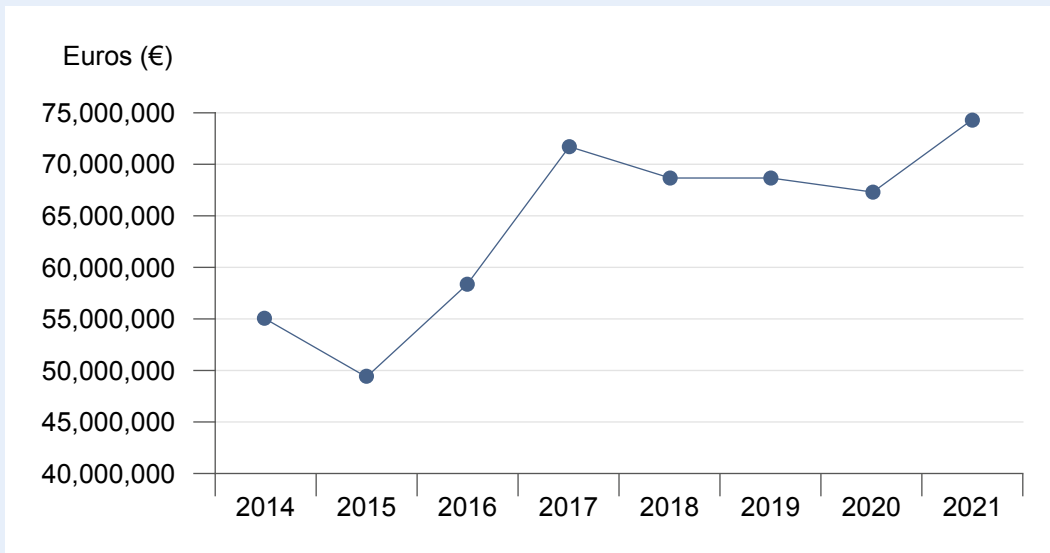
€74,253,567
disbursed funds

Funds disbursed by agents 2021

Agent	Funds (€)	Percentage (%)
Basque Government	52,999,971	71.38
Provincial Council of Bizkaia	7,833,984	10.55
Provincial Council of Gipuzkoa	4,673,047	6.29
Bilbao City Council	3,058,141	4.12
Vitoria-Gasteiz City Council	2,801,472	3.64
San Sebastian City Council	1,763,035	2.37
Provincial Council of Alava	1,223,916	1.65
Total	74,253,567	100.00

In 2021, Basque public institutions disbursed €74,253,567¹, earmarked for international development cooperation initiatives, which represents a 10.41% increase from 2020.

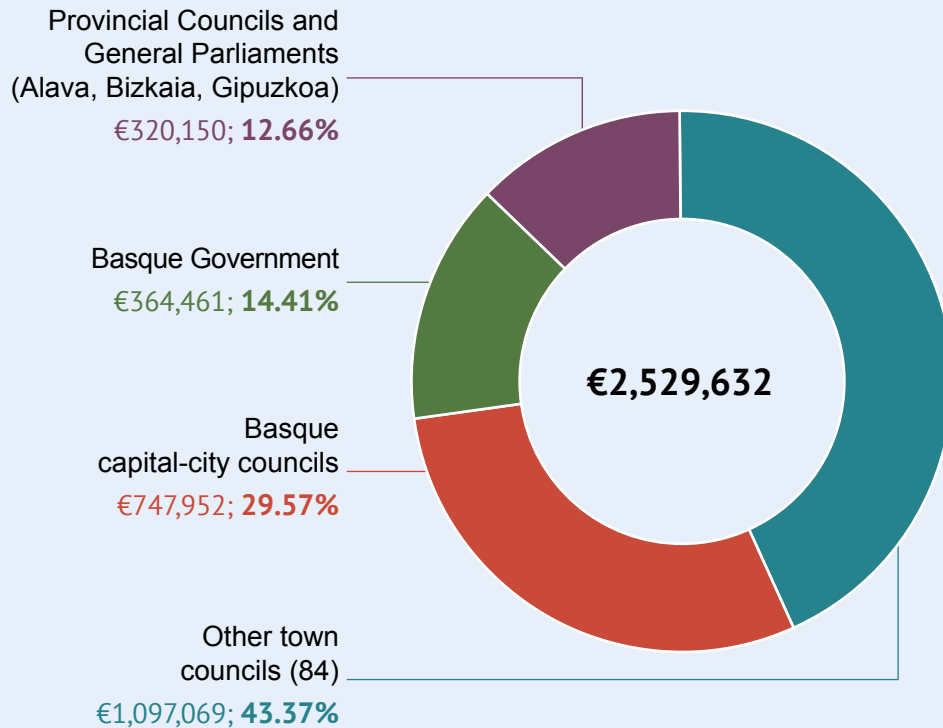
The Basque Government is the agent with the largest contributions, accounting for 71.38% of the funds in 2021, mainly through eLankidetzeta-Basque Agency for Development Cooperation.



¹ This figure includes contributions from the seven institutions detailed in the table. In addition, €1,184,741 of the total €2,529,632 channelled through Euskal Fondoa (see the next page) corresponds to contributions from other local councils (€1,097,069) and the General Parliaments of Alava and Bizkaia (€87,672). There are also other municipalities that have budgetary lines on cooperation that they manage directly, the data of which are not registered in the Portal.

Funds channelled by Euskal Fondoa 2021

Funding Entities



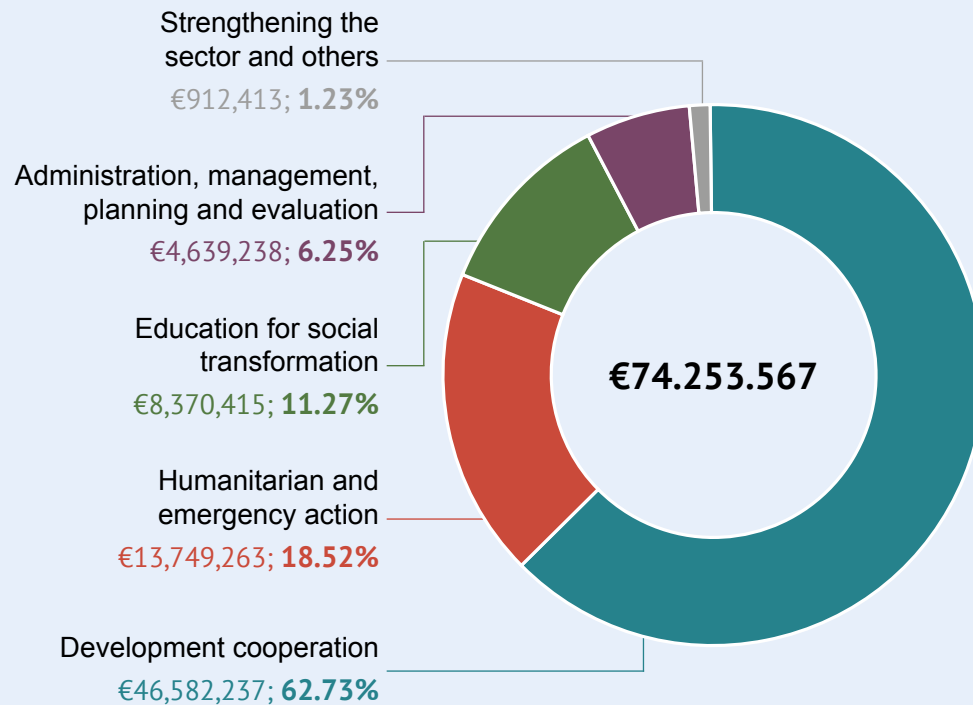
Destination countries

Country	Funds (€)	Percentage (%)
El Salvador	539,358	21.32
Guatemala	493,731	19.52
El Salvador - Costa Rica ²	492,880	19.48
Nicaragua	325,024	12.85
Sahrawi Arab Democratic Republic (SADR)	288,212	11.39
Cuba	215,054	8.50
Basque Country	126,014	4.98
Total	2,529,632	100.00

During 2021, the funds channelled by Euskal Fondoa were mostly linked to projects dealing with Water supply and sanitation (€1,570,907; 62.1%), Government and civil society initiatives (€373,885; 14.78%) and Emergency aid (€288,211; 11.39%).


² These funds correspond to the 2018-21 and 2021-24 editions of the inter-institutional water and sanitation cooperation programme between the Basque Country and Central America.

Funds disbursed by modalities 2021



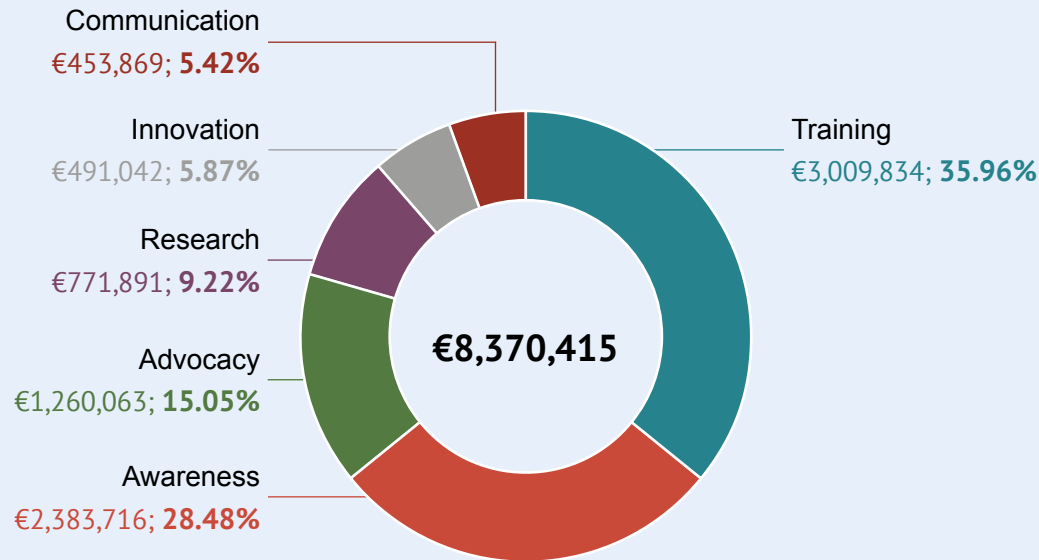
In 2021, 62.73% of funds disbursed went to the Development cooperation modality, followed by Humanitarian and emergency action with 18.52% of the funds.

The modality of Education for social transformation, which is a characteristic of decentralised cooperation, accounted 11.27% of the funds. It includes educational, communication, cultural, research processes and actions, etc. aimed at fostering a critical citizenship that is aware of inequalities, as well as promoting equitable and supportive practices that generate individual and collective changes.



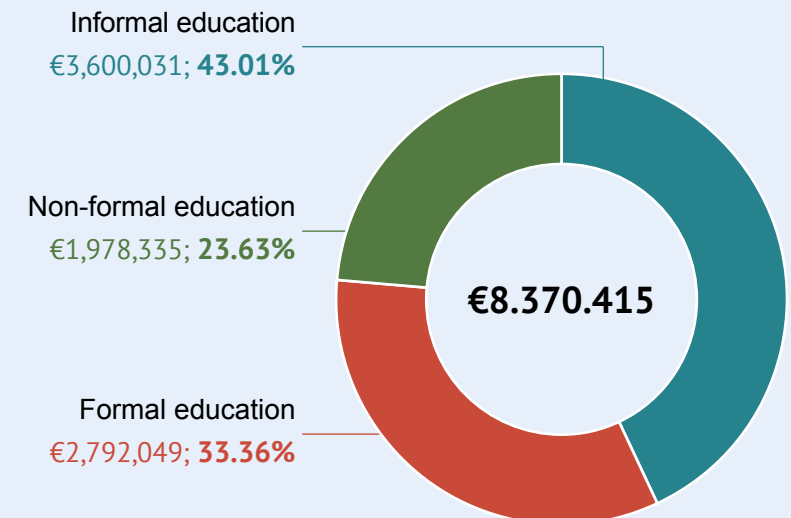
Funds disbursed in Education for social transformation 2021

Intervention strategy

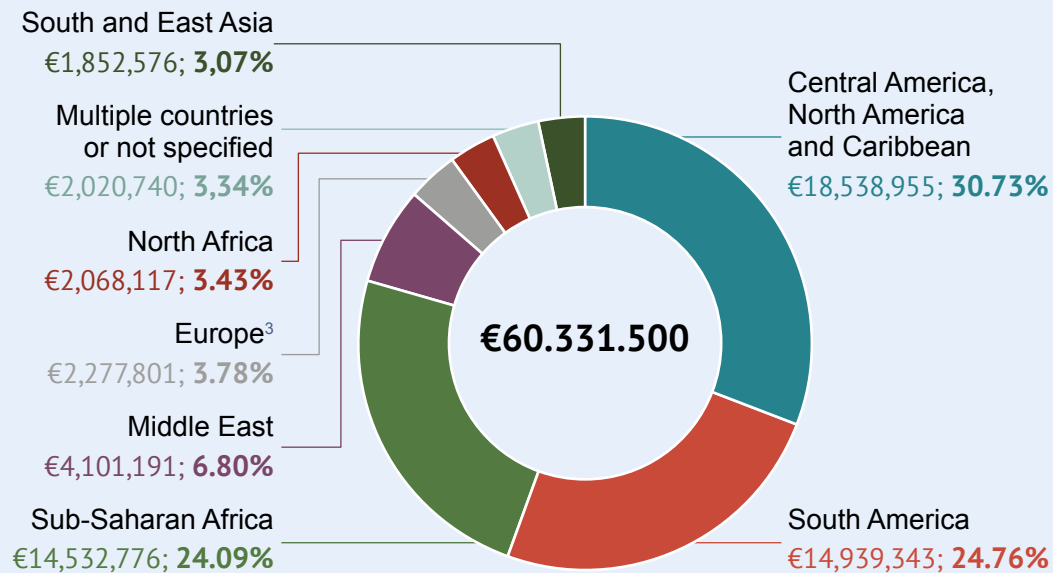


Of the resources disbursed in the modality of Education for social transformation (€8,370,415), more than half (64.44%) went to Training and Awareness-raising strategies. Informal and Formal education were the sphere of action that received most of this funds (76.37%).

Sphere of action



Funds disbursed by geographical area and country 2021



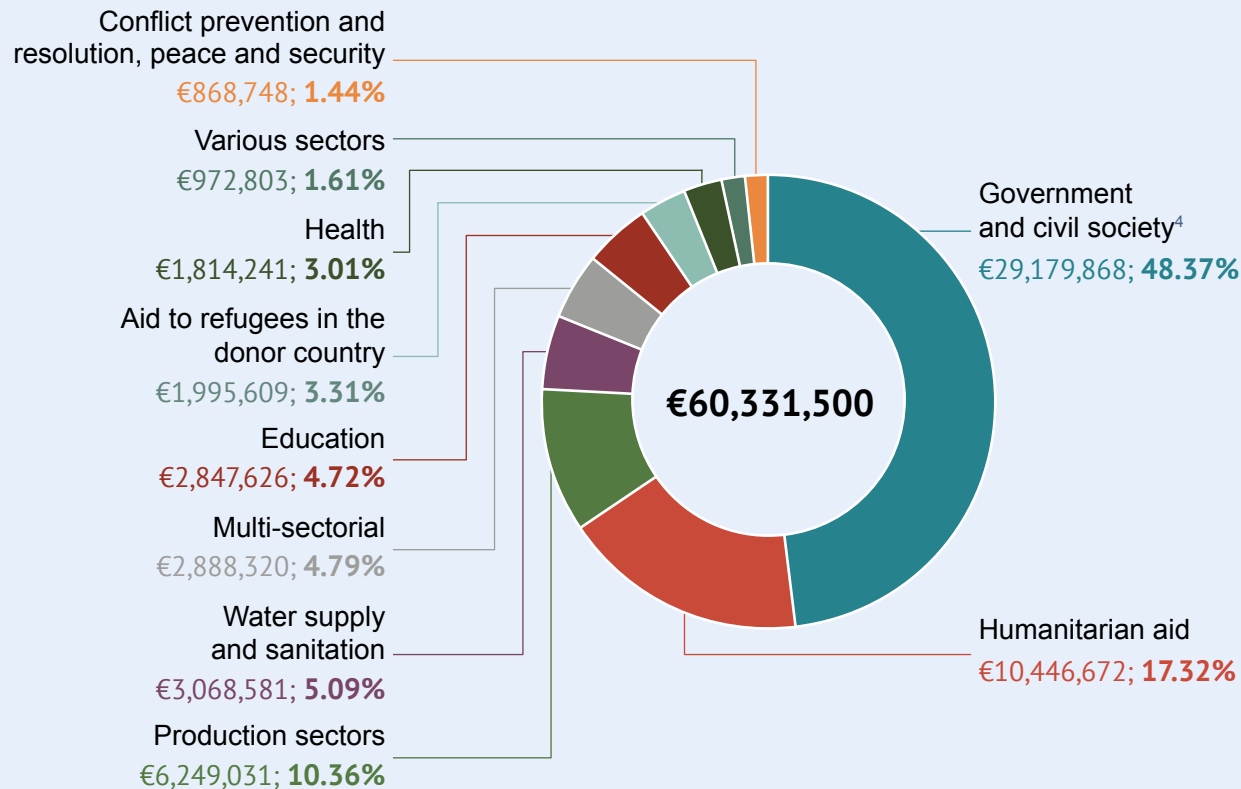
Of the funds allocated to the Development cooperation and Humanitarian and emergency action modalities (€60,331,500), the Americas (including North, South and Central America and the Caribbean) was the geographical area that received the largest volume of funds in 2021 (55.49%).

The 15 countries that received the most funds were earmarked 69.61% of the total funds.

Country	Funds (€)	Percentage (%)
Guatemala	5,818,779	9.64
Colombia	4,842,460	8.03
El Salvador	4,467,677	7.41
Peru	4,159,351	6.89
Bolivia	2,720,898	4.51
Senegal	2,639,286	4.37
Palestine	2,425,463	4.02
Mexico	2,388,805	3.96
Basque Country	2,099,551	3.48
Arab Sahrawi Democratic Republic (ASDR)	1,978,702	3.28
Democratic Republic of Congo	1,829,398	3.03
Honduras	1,800,247	2.98
Cuba	1,685,216	2.79
Ecuador	1,613,285	2.67
India	1,597,576	2.65
Total 15 countries	42,066,694	69.61

³ Europe mainly includes projects for refugees and the protection of human rights in the Basque Country, Greece, and Bosnia and Herzegovina.

Funds disbursed by sector 2021



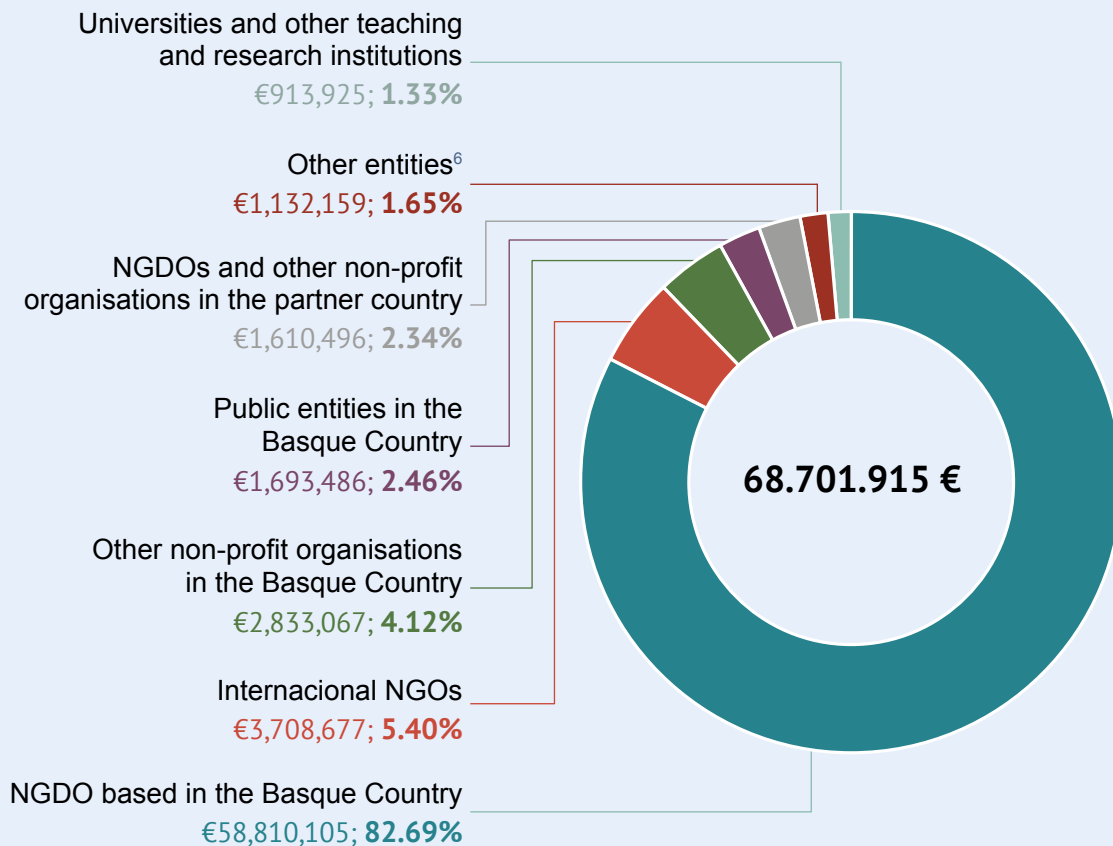
Of the funds allocated to the Development cooperation and Humanitarian and emergency action modalities (€60,331,500), 76.04% are distributed among three DAC sectors: Government and civil society, Humanitarian aid, and Production sectors.

⁴ Within the sector Government and civil society, the main subsectors are, by size:

- Gender equality and women's empowerment (€11,827,735).
- Human rights (€8,384,574).
- Combating of violence against women and girls (€5,361,148).
- Democratic participation and strengthening civil society (€2,702,639).

⁵ The DAC sectors are a classification of sectors for action, standardised by the Development Assistance Committee (DAC) of the Organisation for Economic Co-operation and Development's (OECD).

Funds disbursed according to the type of channelling entity 2021



The funds disbursed in the modalities of Development cooperation, Humanitarian and emergency action, and Education for social transformation, totalling €68,701,915, were mainly channelled by NGDOs in the Basque Country (82.69%).

⁶ Others entities include: United Nations, Public-Private Partnerships (PPP), networks, private-sector organisations in the donor country and unspecified entities.



Funds disbursed according to the channelling entities 2021


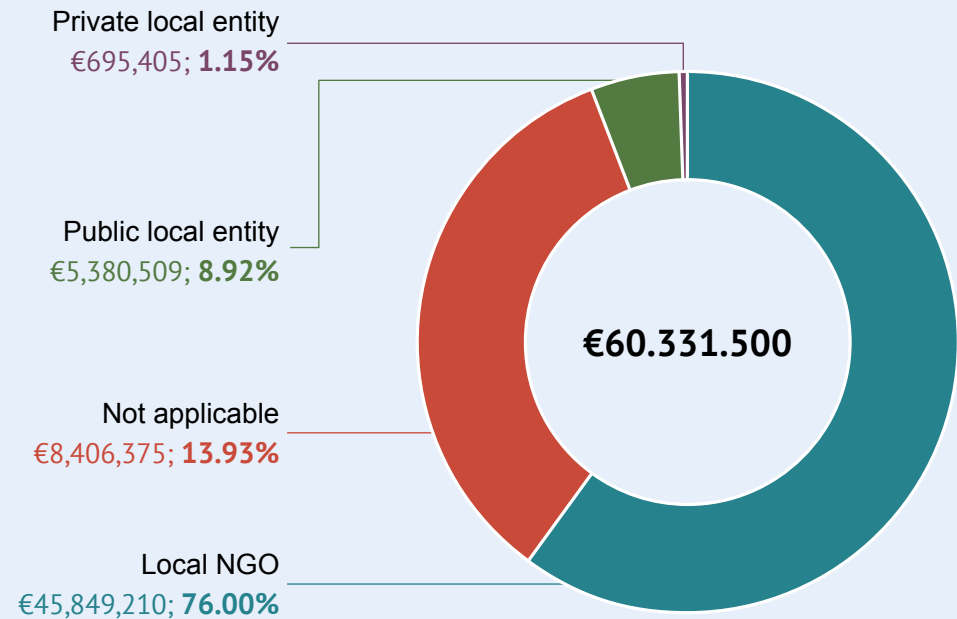
The following table shows the 15 main entities that channel a greater volume of funds earmarked for the modalities of Development cooperation, Humanitarian and emergency action, and Education for social transformation, totalling €68,701,915.

Channelling entities	Funds (€)	Percentage (%)
Alboan Foundation	3,575,627	5.20
UNICEF Spanish National Committee	2,808,284	4.08
Mundubat Foundation	2,560,807	3.72
Mugarik Gabe	2,505,614	3.64
Paz y Solidaridad de Euskadi Foundation	2,202,713	3.20
KCD, Kultura, Communication y Desarrollo	2,053,125	2.98
Zehar-Errefuxiatuekin	1,895,402	2.75
Asamblea de Cooperación por la Paz	1,880,064	2.73
Lumaltik Herriak	1,870,263	2.72
UNRWA Spanish Committee Association	1,777,795	2.58
Medicus Mundi Gipuzkoa	1,766,042	2.57
Bizilur	1,724,599	2.51
Nazioarteko Elkartasuna - Solidaridad Internacional	1,721,476	2.50
Farmamundi	1,714,769	2.49
Setem Hego Haizea	1,593,611	2.32
Total principal channelling entities	31,650,190	46.00

Funds disbursed according to the type of local partner 2021

76% of the funds disbursed in Development cooperation and Humanitarian and emergency action modalities (€60,331,500) are implemented in collaboration with local NGOs in the partner country, being the Public local entities the next most common type of local partner (8.92%).

The “Not applicable” category group includes projects of the aforementioned modalities that do not have a local partner, or are implemented directly by the channelling entity, which may be an NGDO or social entity in the destination country, an international NGO, or an NGDO or social entity in the Basque Country.



Funds disbursed according to the local partner 2021

The following table shows the 15 main local entities according to the funds disbursed in 2021 to projects they have taken part in (individual or consortium), within the modalities of Development cooperation and Humanitarian and emergency action (€60,331,500).

Local partner organisations	Country	Funds (€)	Percentage (%)
Centro de Investigación y Promoción Popular (CENDIPP)	Peru	1,276,726	2.12
Sahrawi Red Crescent	Arab Sahrawi Democratic Republic (ASDR)	1,110,659	1.84
Oficina del Historiador de la Ciudad de La Habana (OHCH)	Cuba	1,001,958	1.66
Federación Guatemalteca de Escuelas Radiofónicas (FGER)	Guatemala	829,172	1.37
Desarrollo Tecnológico y Servicios Comunitarios El Puente	Mexico	732,116	1.21
Fundación Maquita Cushunchic Comercializando como Hermanos (MCCH)	Ecuador	712,903	1.18
Fundación Yapawayra	Colombia	695,364	1.15
Palestinian Agricultural Relief Committees (PARC)	Palestine	666,990	1.11
Fundación para la Cooperación y el Desarrollo Comunal de El Salvador (CORDES)	El Salvador	622,746	1.03
Movimiento Manuela Ramos	Peru	604,450	1.00
Servicio Jesuita para Migrantes Costa Rica, SJM Costa Rica	Costa Rica	599,256	0.99
Asociación Civil AYNI	Bolivia	598,027	0.99
Asociación Movimiento Salvadoreño de Mujeres (MSM)	El Salvador	594,434	0.99
Centro de la Mujer Peruana Flora Tristán	Peru	592,403	0.98
UN Relief and Works Agency for Palestine Refugees in the Near East (UNRWA)	Palestine	584,000	0.97
Total main local		11,221,204	18.59